

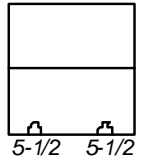
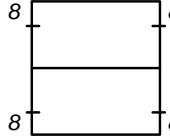
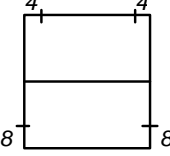
STANDARD DOUBLE HUNG WINDOW SCREEN ORDER FORM

[GSP#:

COMPLETE:]

A) ENTER MAIN INFO

B) SELECT TYPE

CUSTOMER NAME	STANDARD DOUBLE HUNG (SDH) WIDTH & HEIGHT AS LISTED	GEORGIAN (GEO) +1/8" WIDTH & HEIGHT AS LISTED	WINDSOR (WIN) +1/8" WIDTH & HEIGHT AS LISTED			
PHONE #						
EMAIL (or FAX #)				HARDWARE = (2) LOOP LATCHES ON BOTTOM PLUS (2) BALL HEAD NAILS (2) FRICTION HANGERS (2) FRIC. HANGER NAILS	HARDWARE = (2) PLUNGER PINS ON LEFT (2) PLUNGER PINS ON RIGHT	HARDWARE = (2) PLUNGER PINS ON TOP (1) PLUNGER PIN ON LEFT (1) PLUNGER PIN ON RIGHT
ORDER DATE						
Job Name (or PO #)						

C) SELECT OPTIONS [All are made with 7/16 frame. Loop Latches are installed in the spline groove. Plunger Pins are Blunt with Black Caps.]

7/16 FRAME COLOR	MESH	CORNERS	
WHITE	CHARCOAL FIBERGLASS	EXTERNAL PLASTIC	? These full window screens should fit most standard size wood Double Hung Windows (that open from the top and the bottom) with screen opening measurements from +1/8" to +3/8" greater in width and height than the finished screen sizes listed below ? Cross bar (CB) locations measured from the bottom of screen to the bottom of CB (B-B) ? Stock screens are SDH with external corners in White (charcoal fiberglass), Bronze (charcoal fiberglass), Mill (gray fiberglass)
BRONZE	GRAY FIBERGLASS	INTERNAL MITERED	
MILL (UNPAINTED)	ALUMINUM, CHARCOAL		
ALMOND	ALUMINUM, BRITE		
BEIGE	SOLARSCREEN, CHARCOAL		
SANDSTONE	PETSCREEN, BLACK		

D) ENTER QUANTITY AND ANY CUSTOM LOCATIONS FOR HARDWARE AND CROSS BARS

SIZE	WIDTH	HEIGHT	CB B-B	SIZE	QUANTITY	SIZE	WIDTH	HEIGHT	CB B-B	SIZE	QUANTITY
1832	19-3/4"	38-3/4"	20"	1832		2832	31-3/4"	38-3/4"	20"	2832	
18310	19-3/4"	46-3/4"	24"	18310		28310	31-3/4"	46-3/4"	24"	28310	
1846	19-3/4"	54-3/4"	28"	1846		2846	31-3/4"	54-3/4"	28"	2846	
1852	19-3/4"	62-3/4"	32"	1852		2852	31-3/4"	62-3/4"	32"	2852	
1856	19-3/4"	66-3/4"	34"	1856		2856	31-3/4"	66-3/4"	34"	2856	
1862	19-3/4"	74-3/4"	38"	1862		2862	31-3/4"	74-3/4"	38"	2862	
2032	23-3/4"	38-3/4"	20"	2032		3032	35-3/4"	38-3/4"	20"	3032	
20310	23-3/4"	46-3/4"	24"	20310		30310	35-3/4"	46-3/4"	24"	30310	
2046	23-3/4"	54-3/4"	28"	2046		3046	35-3/4"	54-3/4"	28"	3046	
2052	23-3/4"	62-3/4"	32"	2052		3052	35-3/4"	62-3/4"	32"	3052	
2056	23-3/4"	66-3/4"	34"	2056		3056	35-3/4"	66-3/4"	34"	3056	
2062	23-3/4"	74-3/4"	38"	2062		3062	35-3/4"	74-3/4"	38"	3062	
2432	27-3/4"	38-3/4"	20"	2432		3432	39-3/4"	38-3/4"	20"	3432	
24310	27-3/4"	46-3/4"	24"	24310		34310	39-3/4"	46-3/4"	24"	34310	
2446	27-3/4"	54-3/4"	28"	2446		3446	39-3/4"	54-3/4"	28"	3446	
2452	27-3/4"	62-3/4"	32"	2452		3452	39-3/4"	62-3/4"	32"	3452	
2456	27-3/4"	66-3/4"	34"	2456		3456	39-3/4"	66-3/4"	34"	3456	
2462	27-3/4"	74-3/4"	38"	2462		3462	39-3/4"	74-3/4"	38"	3462	

E) SELECT OPTION AND IF PLACING ORDER, SIGN APPROVAL



4495 Winfred Drive NE
Marietta, GA 30066
tel 770.928.0851
fax 770.924.2588
order@georgiascreen.com

<input type="checkbox"/> QUOTE ONLY	I UNDERSTAND THAT MY ORDER WILL NOT BE PROCESSED UNTIL I APPROVE THE QUOTE. ORDER LEAD TIME DOES NOT BEGIN UNTIL QUOTE IS APPROVED.
<input checked="" type="checkbox"/> PLACE ORDER	X _____ I APPROVE THIS ORDER AND AGREE TO PAY FOR IT IN FULL WHEN COMPLETE.